

# Study of wear pattern behavior of mild steel discs using pin on disc tribometer

Harvinder Singh\*, Rupinder Singh, Anish Goyal,

\*Department of Mechanical Engineering Chandigarh Engineering College, Landran  
(Mohali)

## Abstract

Die wear is an undesired and unpredictable failure and downtime reason in metal forming operations. It directly affects the part formability and surface quality, and causes production loss, cost increase and delays. In sheet metal stamping, the wear of deforming dies continues to be a great concern to the automotive industry as a result of increasing die maintenance cost and scrap rate. The demand to reduce the use of lubricants and increase tool life in sheet metal stamping has resulted in increased research on the suitable combination of die materials. During production, the higher forming forces, higher wear; galling and premature die surface failures, and eventually insufficient product quality, interrupted production, and unexpected cost increases. Hence, in order to prolong the die-life, reduce down-time, and increase production rate and profitability; manufacturers are looking into alternative die materials, coatings, lubricants and their compatible combinations that would increase the die-life/ performance at reasonable cost levels. There are so many options and combinations of die materials and coatings that it is rather time-consuming to select a proper, if not optimal, pair of die material and coating for a given application. The various types of tool or die steels are there which are used in industries like sheet metal industry and press working. The wear of tools or dies is a common problem in these industries. Hence the present study aims to investigate the wear performance of AISI O1 die steel against mild steel under dry sliding conditions. Sliding parameters such as sliding speed, sliding time and normal load are taken.

**Keywords:** Die materials, die wear, contact pressure, sliding speed, die wear test

## Introduction

Cold work steel dies are important tools used in sheet metal stamping. During the operation, the higher forming forces, higher wear, galling and premature die surface failures, and eventually insufficient product quality, interrupted production, and unexpected cost increases. Hence, in order to prolong the die-life, reduce down-time, and increase production rate and profitability; manufacturers are looking into alternative die materials, coatings, lubricants and their compatible combinations that would increase the die-life/ performance at reasonable cost levels. There are so many options and combinations of die materials and coatings that it is rather time-consuming to select a proper, if not optimal, pair of die material and coating for a given application

## Experimental procedure and test materials

In the present study, wear and friction monitor- TR 201 has been used for wear study of pins of AISI D3 steel. The Ducom wear and friction monitor TR 201 Series has become the industry standard in wear and friction analysis. The TR 201 Series tribometer is specifically designed for fundamental wear and friction characterization. This instrument consists of a rotating disk against which a test pin is pressed with a known force. A provision for measurement of compound wear and frictional force is provided.

**Table 1** Technical specification of Wear and Friction monitor TR-201

PARAMETER	Minimum	Maximum
Pin Diameter (mm)	4	8
Disc Size (mm)	0	100
Wear Track Diameter (mm)	50	80
Disc speed (r.p.m)	100	1000
Normal Load (N)	10	100

**Table 2** Chemical composition of Steels, % weight

Grade	C	Mn	P	S	Si	Cr	V	W	Mo
D3	0.92	1.29	0.03	0.03	0.65	0.79	0.3	0.56	----

**Table 3** Chemical Composition of mild steel, % weight

Element	C	Mn	P	S	Si	V	Cr	Moly	Fe
Percentage	0.102	0.456	0.028	0.016	0.192	0.011	0.048	0.053	rest is Fe

**Table 4** Parameters and their levels

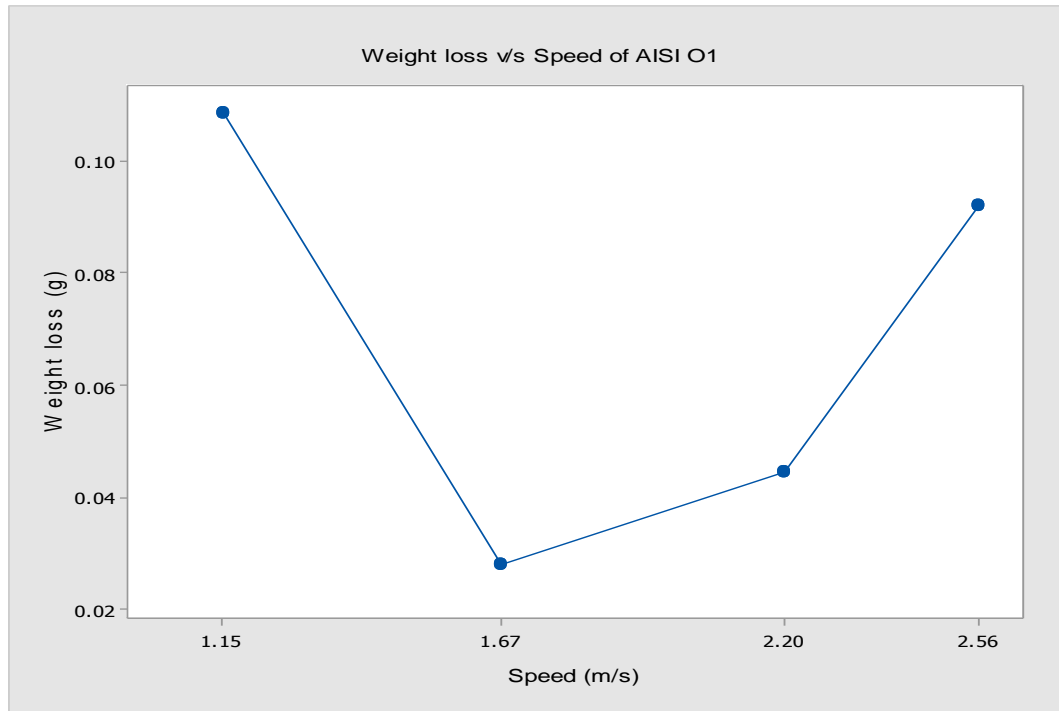
Factor	Level			
LOAD (N)	50	50	50	50
SPEED (m/s)	1.16	1.67	2.2	2.56
TIME (min)	10	10	10	10

## RESULTS AND DISCUSSIONS

The complete results of 16 experiments were carried out for further analysis. The influence of each parameter was carried out with the help of various plots. Different types of wear processes also revealed out with the help of SEM observations. Several parameters were developed to quantify the wear performances of materials. The table 5.1 shows the specific wear rate and weight loss of AISI O1 at different speeds. The smaller values of specific wear rates means high wear performance.

**Table 5** Experimental Results (At a Load and time of 50N and 10 Min respectively)

Speed (m/s)	Material	
	AISI O1	
	Weight lose (g)	Specific wear ( $mm^3/Nm$ )
1.15	0.2301	8.62E-04
1.67	0.0279	1.15E-04
2.2	0.0445	1.80E-04
2.56	0.0922	4.69E-05



### WEAR BEHAVIOR OF AISI O1

Fig. shows the Scanning Electron micrograph of worn out surfaces of AISI O1 steel. The SEM micrograph of AISI O1 steel at a speed of 1.15 m/s shows almost same results as AISI H11. In this the layers of transferred metal are formed along the wear track and are detached after reaching a critical thickness. So the weight loss is more at such speed. Here the normal load has affected the wear rate more than sliding speed. Also the wear debris can be observed on the surface. The sign of both abrasive and adhesive wear are there on the surface. As observed, at a speed of 1.67 m/s the surface is smooth and wear behavior is abrasive. As the speed is increased, high heat is generated due to high temperature which results in formation of oxide scales. The formation of oxide layer on the surface inhibits the wear. These formation of oxidative wear is the main reason behind the least wear among the four samples.




Fig. 1 (a) SEM micrograph of worn out surfaces of AISI O1 at a speed of 1.15 m/s




Fig. 1 (b) SEM micrograph of worn out surfaces of AISI O1 at a speed of 1.67 m/s






Fig. 1 (c) SEM micrograph of worn out surfaces of AISI O1 at a speed of 2.2 m/s




Fig. 1 (d) SEM micrograph of worn out surfaces of AISI O1 at a speed of 2.56 m/s

## Conclusion

The relationship between weight loss (wear volume) and sliding speed has been developed. The experimental results show that at a speed of 1.67 m/s, the weight loss is minimum. As the speed is increased the weight loss increases. This is due to the generation of high frictional heats due to formation of high temperature. The rise of surface temperature softens the substrate of the rubbing materials; these enhance the rate of delamination. Different wear mechanisms were observed depending upon the current values of speed. Abrasion, adhesion, galling and surface ploughing are the dominating wear processes, observed in the study through SEM investigations.

## REFERENCES

1. Alexander K, Andras Gaard, (2011). Influence of tool microstructure on galling resistance, International Journal of Tribology International, Vol. 57, pp. 251–256.
2. Bhushan B (2002). A book on Introduction to Tribology, John Wiley & Sons.
3. Boher C, Roux S, Penazzi L and Dessain C (2012). Experimental investigation of the tribological behavior and wear mechanisms of tool steel grades in hot stamping of a High-strength boron steel, International Journal of Wear, Vol. 294-295, pp. 286-295.
4. Bressan JD, Hesse R and Silva EM (2001). Abrasive wear behavior of high speed steel and hard metal coated with TiAlN and TiCN, International Journal of Wear, Vol. 250, pp. 551-568.
5. Chawla Vikas, Singla Manoj, Singh Lakhvir (2009). Study of Wear Properties of Al-SiC Composites, Journal of Minerals and Materials Characterization and Engineering, Vol. 8, no.10, pages 813-819, 2009.
6. Cora ON, Namiki K and Koc M (2009). Wear performance assessment of alternative stamping die material utilizing a novel test system, International Journal of Wear, Vol. 267, pp. 1123-1129.
7. Cora ON, Koc M (2009). Experimental investigations on wear resistance characteristics of alternative die materials for stamping of advanced high-strength steels (AHSS), International Journal of Machine Tools & Manufacture, Vol 49, pp. 897–905.
8. Cueva G, Sinatora A, Guesser WL and Tschiptschin AP (2003). Wear resistance of cast iron used in brake disc rotors, International Journal of Wear, Vol. 255, pp. 1256-1260.
9. Das D, Dutta AK and Ray KK (2009). Optimization of the duration of cryogenic processing to maximize wear resistance of AISI D2 steel, International Journal of Cryogenics, Vol. 49, pp. 176-184.
10. Deshmukh P, Lovell M and Sawyer WG (2006). On the friction and wear performance of boric acid lubricant combinations in extended duration operations, International Journal of Wear, Vol. 260, pp. 295-1304.
11. Dey SK, Perry TA and Alpas AT (2009). Micro mechanisms of low load wear in an Al-18.5% Si alloy, International Journal of Wear, Vol. 267, pp. 515-524.
12. Friction Lubrication and wear technology; ASM hand book, ASM International; 10th edition (1992).

13. Iyer KJL, Krishnaraj N, Srinivasan P and Sundaresan S (1998). Optimization of compound layer thickness for wear resistance of nitro carburized H11 steel, *International Journal of Wear*, Vol.215, pp. 123-130.
14. Jones b, R.Thornton, R.Lewis (1999). The effects of cryogenic processing on the wear resistance of grey cast iron brake discs, *International Journal of Wear*, Vol.271, pp. 2386-2395