

## 3AXIS ACCELEROMETRE SYSTEM FOR FALL DETECTION

**Abstract:** Falls are one of the major health problems in elderly community. They can occur in home as well as in hospitals or in the long-term care institutions. This paper describes system for monitoring and fall detection of patients can be detected by using tri axial accelerometer together with Zigbee transceiver to detect fall of patients. The system is composed of data acquisition, fall detection and data base for analysis .Tri axial accelerometer is used for human position tracking and fall detection. The system is capable of monitoring patients in real time and on the basis of results another important parameter s of patients can be deducted. The parameters includes the quality of therapy, the time spent on different activity ,the joint movement etc.

Keywords: Micro Controller, GSM, GPS, MEMS

### 1. INTRODUCTION

Falls increase risk for serious injuries, long-term disability, chronic pain,, and loss of independence ,psychological and social limitations due to institutionalization. Nearly fifty percent of older adults hospitalized for fall-related injuries are discharged to long-term care facilities or nursing homes. A fall can cause psychological damage even if the person did not suffer a physical injury. Those who fall often experience decrease activities of self care and daily living due to fear of falling again. This behavior decrease their mobility, balance and fitness and leads to reduced social interactions and increased depression. The mortality rate for falls increase progressively with age. Falls caused 57% of deaths due to injuries among females and 36%of deaths among males .age 65 and above.

Majority of falls result from an interaction between multiple long-term and short-term factors in person's environment. Common risk factors include problems with balance and stability, arthritis, muscle weakness, multiple medications, therapy, cardiac disorders ,stroke

---

DARA VENKATRATNAM: Asst Prof Dept of ECE, Sphoorthy Engineering College, Hyderabad, Telangana-India).

TUMMALA CHANDRA KALA: Asst Prof Dept of ECE, Sphoorthy Engineering College, Hyderabad, Telangana-India.

BHANU SIRAMSHETTI: Asst Prof Dept of ECE, Sphoorthy Engineering College, Hyderabad, Telangana-India.

---

Detection of a fall possibly leading to injury in timely manner is crucial for providing adequate medical response and care. Present fall detection systems can be categorized under one of the following groups:

- User activated alarm systems (wireless tags).
- Floor vibration-based fall detection,
- Wearable sensors (contact sensors and switches, sensors for heart rate and temperature, accelerometers, gyroscopes),
- Acoustic fall detection,
- Visual fall detection.

The most common method for fall detection is using a tri axial accelerometers or bi-axial gyroscopes. Accelerometer is a device for measuring acceleration, but is also used to detect free fall and shock, movement, speed and vibration. Using the threshold algorithms while measuring changes in acceleration in each direction, it is possible do detect falls with very high accuracy. Using two or more tri-axial accelerometers and combining them with gyroscopes at different body locations it is possible to recognize several kinds of postures (sitting, standing, etc.) and movements, thereby detecting falls with much better accuracy

An easy and simple method to detect fall detection of patients is using accelerometer together with ZigBee transceiver to communicate with Monitoring System through wireless network, and in this paper a system for monitoring and fall detection of patients using mobile MEMS accelerometers will be presented.

### 2. HARDWARE REQUIRED

#### A. MEMS

- **Accelerometer**

The MMA7260QT low cost capacitive micro machined accelerometer features signal conditioning, a one pole low pass filter temperature compensation and g-select which allows for the selection among four sensitivities.

- **Features**

1. Selectable Sensitivity (1.5g/2g/4g/6g)
2. Low Current Consumption: 500  $\mu$ A
3. Sleep Mode: 3  $\mu$ A
4. Low Voltage Operation: 2.2 V – 3.6 V
5. Fast Turn On Time

### B. Global Positioning System(GPS)

The Global Positioning System (GPS) is a U.S. space-based radio navigation system that provides reliable positioning, navigation, and timing services to civilian users on a continuous worldwide basis freely available to all. For anyone with a GPS receiver, the system will provide location and time. GPS provides accurate location and time information for an unlimited number of people in all weather, day and night, anywhere in the world.




Fig 2.1 GPS

### C. GSM

A GSM modem is a wireless modem that works with a GSM wireless network. A wireless modem behaves like a dial-up modem. The main difference between them is that a dial-up modem sends and receives data through a fixed telephone line while a wireless modem sends and receives data through radio waves.



Fig 2.2: GSM

## 3. SOFTWARE REQUIRED

- A. Kiel software
- B. Embedded 'C'
- C. Flash magic

We use Kiel software to write the program and execute it, program is written in the embedded 'c' language, after completion of executing the program hex file program is dumped into the controller using flash magic

### A. ADC Function

```
int read_adc(char chnl)
{
    unsigned long result=0;
    AD0CR = AD0CR_setup | (1<<chnl);
    AD0CR |= START_NOW; //Start new
Conversion
while(!(AD0GDR & 0x80000000));
AD0CR &= ~0x01000000; //Stops the A/D
Conversion
result = (AD0GDR>>6) & 0x3ff;
result=3.3*result;
return (result);
}
```

### B. LCD Function

```
Lcd_Init();
Lcd_Data_Chr (bit, unsigned char line,
unsigned char pos, unsigned char temp1);
Lcd_Wr(unsigned char);
Lcd_Init(); is used to initialize the lcd
include the selection of lines , and to select
where to display the cursor.
Lcd_Data_Chr (bit, unsigned char
,unsigned char, unsigned char temp1); bit
indicates the if it is 0 it indicates as
command if 1 it indicates data, unsigned
char line indicates the on which line data
to be displayed, unsigned char position
indicates from which potion data has to be
displayed on lcd unsigned char *temp
temp is the data which will be displayed
on lcd. Lcd_Wr(unsigned char) to write
the data on lcd RS=0/1(cmd/data) should
be selected, ans EN=1.
```

#### 4. FUNCTIONAL DESCRIPTION

The purpose of this project is to design and produce a system to monitor the fall of patients and track the position of fall using global positioning system (GPS) and global system for mobile communication (GSM) Technology effectively. This project is also used for measuring and calibration of the joint movement, this paper describes system for monitoring and fall detection of patients using tri axial accelerometer along with ZigBee transceiver to detect fall of patient's .The system is composed of data acquisition, fall detection and data base for analysis

Tri axial accelerometer is used to track the position of human and it is also used for fall detection.. The system is capable of monitoring patients in real time and on the basis of results another important parameters of patients can be predicted. Those parameters includes the quality of therapy, the time spent on different activities, the joint movement etc. Falls increase risk for serious injuries, long-term disability, chronic pain, and loss of independence, psychological and social limitations due to institutionalization .Nearly 50% of older adults hospitalized for fall-related injuries are discharged to long term care facilities or nursing homes.

A fall can cause psychological damage even if the person did not suffer a physical injury. Those who fall often experience decrease activities of daily living and self-care due to fear of falling again. This behavior decrease their mobility, fitness and balance and leads to reduced social interactions and increased depression.

Detection of a fall possibly leading to injury in timely manner is crucial for providing adequate medical response and care.

Present fall detection systems are categorized as follows

- Wearable sensors (contact sensors and switches)
- Sensors for heart rate and temperature
- User activated alarm systems (wireless tags)
- Floor vibration-based fall detection,
- Acoustic fall detection,
- Visual fall detection

The most common method for fall detection is using gyroscopes or tri-axial accelerometer. Accelerometer is a device for measuring acceleration it is also used to detect free fall and shock, speed and vibration, movement. Using the threshold algorithms while measuring changes in acceleration in each direction, it is possible to detect falls with very high accuracy. Using two or more tri-axial accelerometers and combining them with gyroscopes at different body

locations it is possible to recognize several kinds of positions like sitting, standing etc. there by detecting falls with much better accuracy. A simple method to detect fall detection of patients is using accelerometer along with ZigBee transceiver to communicate with monitoring system through wireless network.

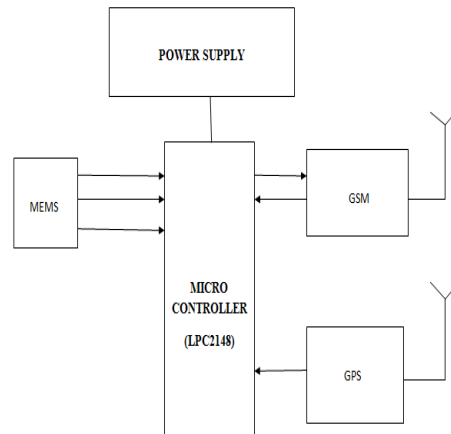


Fig: 4.1 SYSTEM OVERALL BLOCK DIAGRAM

The system consists of a set of a set of sensors (2 or more sensors on patient ,usually MEMS sensors which the patient wears on himself ,local units to collect data that are placed in patient vicinity and systems for collecting, processing and storage of data on each patient.

Accelerometer identifies whether person suddenly fall or normally sit using three axis voltages(X,Y,Z). When the person felt down suddenly, then the voltage difference between previous state (before fall) and present state values will change. Any one of the difference of the voltages(X, Y, Z) is more than preset values then the microcontroller understands that the person fall down suddenly due to fits or some other diseases.

Once the microcontroller identifies the person is fell then it reads both latitude and longitude of particular place by using GPS where person fall down then these values are sent to the authorized person.




Fig:4.2 Hardware componet

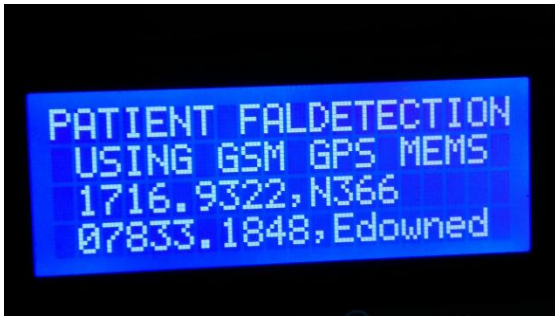


Fig: 4.3 LCD DISPLAY

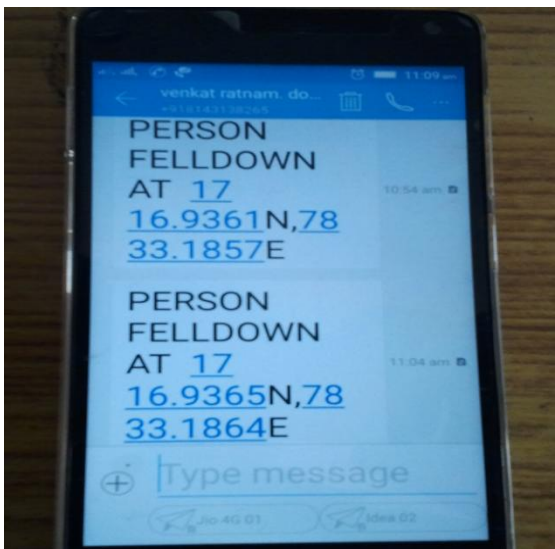


Fig: 4.4 Location is sent to the mobile

## 5. RESULT

The project implementation gives complete solution for providing information on patient's health parameters like the damage done due to the fall and identifying the organ and alarming blood pressure, heart beat sugar levels etc.

## 6. CONCLUSION

In this project we have designed a system to give complete solution for fall detection of patient using the GPS and GSM technology. It is proposed as a reasonable cost optimized solution using GPS and GSM modem. It is also proposed as a low cost optimized solution using MEM and GSM mobile technology. In future this work may be extended in IOT for health monitoring system

### References:

1. J. Tomkun and B. Nguyen, —Design of a Fall Detection and Prevention System for the Elderlyl, In EE 4BI6 Electrical Engineering Biomedical Capstones, Department of Electrical and Computer Engineering, McMaster University, Hamilton, Ontario, Canada, April 23, 2010..
2. Li, Q., Zhou, G. and Stankovic, J. A. (2008): „Accurate, Fast Fall Detection Using Posture and Context Information” in ACM SenSys 2008, Raleigh, NC, USA, pp. 443444
3. Fu, Z., et al (2008):An Address-Event Fall Detector for Assisted Living Applications” in IEEE Transactions on Biomedical Circuits and Systems, June 2008, vol. 2 no 2, pp. 8896
4. C.-F. Lai, Y.-M. Huang, J.H. Park, and H.-C. Chao, —Adaptive Body Posture Analysis for Elderly-Falling Detection with Multi sensorsl, IEEE Intelligent Systems, vol. 25, no. 2, 2010, pp. 20-30
5. <http://robotix.in/tutorials/category/mechanical/rockerbogie>.
6. <http://electrical4u.com/working-or-operating-principle-of-dc-motor/>.